
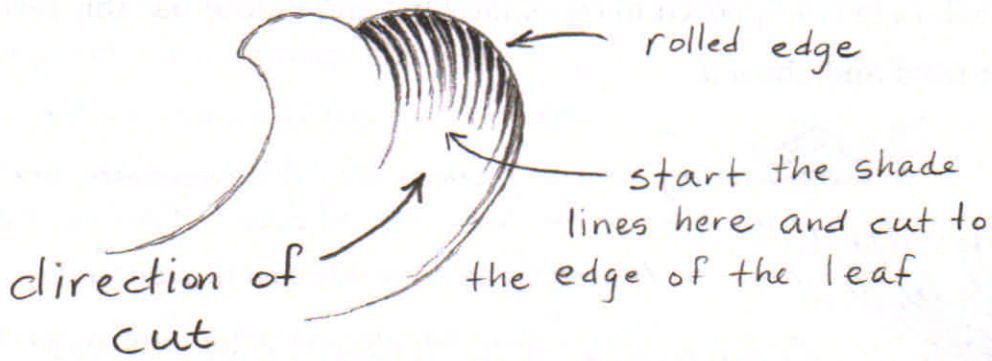



The exception is when the desired effect is a rolled edge. In this case, the shade line is cut from somewhere in the middle of the leaf to the outer edge.



A desired goal is to use as much of the 0-10 value scale as possible.


To achieve a nicely rounded surface on a leaf or flower, one should use all of the scale (Figure A). If the shading starts abruptly instead of gradually, then flat spots are created (Figure B).

FIGURE A



Shading uses the full value scale of 0-10. The result is a smooth, rounded leaf.

FIGURE B



Shading starts too abruptly with very little gradation. The result is a flatter and unnatural feel.